


Phonics Screening Check



What is phonics?




























- Children are first taught how to recognise the sounds each individual letter makes, identify the sounds that different combinations of letters make such as 'sh' and 'oo'.
- Children are taught to read by breaking down words into separate sounds or 'phonemes'. They are then taught how to blend these sounds together to read the whole word.
- Children have one or two phonics lessons each day and they are encouraged to use these strategies to read and write in other lessons.

- There are around 40 different sounds.































An Overview of Phonics






- ★ Early sounds all around us, begin to learn about rhythm and rhyme, alliteration, oral blending and segmenting
- ★ Initial sounds, CVC words e.g. c-a-t, c-u-p
- ★ Digraphs- 2 letters that make a sound e.g. rain, coat, ladder
and Trigraphs- 3 letters that make a sound e.g. night, fair, year
- ★ Alternative spellings e.g. toy, soil
Alternative pronunciations e.g. chin, school, chef
Split digraphs e.g. kite, snake, bone
- ★ Adding suffixes e.g. hope - hoping, like - liked, Past tense

						
						
						
					Sound Steps Alphabet Mat 	















































Long Vowel Grapheme Frieze

© 2006 Success for All – UK

a 	o 	x 	t 	e 	p 	r 	i 	n 	m 	h 	b 	d 	g 
s ss 	c k ck 	q qu 	u oo 	j 	y 	ch 	sh 	th 	w wh 				
v 	f ff ph 	ow ou 	l ll 	oa ow oe o e 	oo ue ew u e 	ar 							
ng 	z zz 	ai ay a e 	ear 	igh 	ie 	i e 	ee 	e e 	ea 	air 			
ure 	oi oy 	or aw au 	er ur ir 	I no go the to into he she we me be was									
you	they	all	are	my	her	said	have	like	so	do	come	some	
			were	there	little	one	when	out	what				

What is the Phonics Screening Check?

- The Phonics Screening Check is a statutory assessment that was introduced in 2012 to all Year 1 children.
- It is a quick check of your child's phonic knowledge.
- The check is very similar to tasks the children already complete during phonics lessons.
- Children will be asked to 'sound out' a word and blend the sounds together. eg d-o-g - dog



What will the children be expected to do?

- The check comprises of a list of 40 words and nonsense words.
- The focus of the check is to see which sounds the children know and therefore the children will be asked to read made up 'alien' words.
- You will be informed of how your child has done in the screening check, towards the end of the summer term.

IT IS NOT A READING TEST



Examples of words:

What are Alien (Pseudo) words and why are they included?

- These are words that are phonetically decodable but not actual words with an associated meaning e.g. briip, snorb.
- These words are included in the check specifically to assess whether you child can decode a word using phonic skills and not their memory.
- These words will be shown to your child with a picture of an alien.
- Crucially it does not provide any clues, so your child has to be able to decode it.
- Children generally find alien words amusing so they will probably enjoy reading these words.

Examples of words:

in

at

beg

sum

ot



vap



osk



ect



voo



jound



terg



fape



When will the screening take place?

- The screening will take place throughout the week beginning **Monday 8th June**. The children cannot retake the test at any other time so it is very important your child is in school during this week.
- The check has been designed so that children of all abilities will be able to take part.



Who will complete the check?

- The children will complete the check one at a time in a quiet area of the school.
- A teacher your child knows will conduct the screening check with them.
- The screening will only take about 10mins with each child.
- If your child does not pass the screening check they will complete the check the following year.

How can you help?

- Phonics homework
- Practice alien words that are sent home
- www.phonicsplay.co.uk 'Free Phonics'
- Reading at home

How can you help?

- **REMEMBER:** Phonics is not the only thing needed to become a fluent reader.
- Please continue to read with your child each night and encourage them to:
 - Sound out
 - Re-read to check it makes sense.
 - Use pictures for clues.
 - Ask questions about the book.
- **And most importantly ENJOY READING!**

How can you help?

•Encourage your child to 'sound out' when reading or writing. Focusing particularly on spotting more unusual sound patterns.

E.g.

Digraph- 2 letters making one sound

cow

Trigraphs- 3 letters making one sound

night

Split digraphs- 2 vowels with a consonant inbetween. Used to be known as the magic e!

spine - i_e

Questions?

